

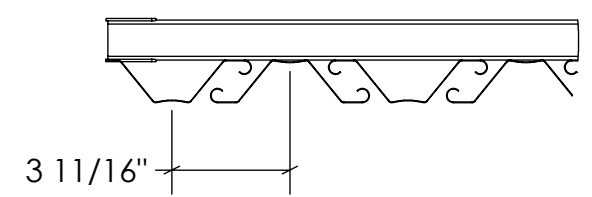


FENCE SPECIFICATION NOTES

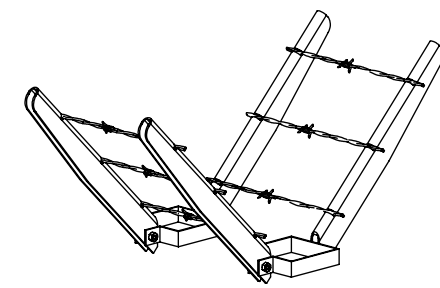
- **FENCE POSTS** - 4" SQUARE X 11 GA. (STANDARD, OTHER POSTS APPLICATION SPECIFIC).
MINIMUM 50 KSI YIELD AND 55KSI TENSILE
MINIMUM G90 GALVANIZED PER ASTM A787 AND A1057
- **FENCE PICKETS** - 5" WIDE, LIQUID COLOR COATED (IN STANDARD COLORS) AND ROLL FORMED
.017" THICK FULL-HARD 80 KSI STEEL
MINIMUM G90 GALVANIZED PER ASTM A653
2-COAT THERMO-CURED PAINT SYSTEM CONSISTING OF:
PRIMER UNDERCOAT
FLUOROPOLYMER TOP COAT CONTAINING MINIMUM 70 PERCENT POLYVINYLIDENE DIFLUORIDE BY WEIGHT.
COMPLIES WITH THE PHYSICAL PROPERTIES AND COATING PERFORMANCE REQUIREMENTS OF AAMA 621
- **C-CHANNEL RAILS**-
ROLL FORMED 14 GAUGE GRADE 50 MINIMUM STEEL PER ASTM A653
MINIMUM G90 GALVANIZED
- **U-CHANNELS AND RAIL BRACKETS**-
FORMED 14 GAUGE GRADE 50 MINIMUM STEEL PER ASTM A653
MINIMUM G90 GALVANIZED
- **HARDWARE** -
PICKET FASTENERS PER ANSI B1.13M
SERIES 302 STAINLESS STEEL 6-LOBE PIN-IN SECURITY TRUSS HEAD
PULL-OUT STRENGTH 5500 NEWTONS
CARRIAGE BOLTS AND NUTS FOR RAIL ATTACHMENT
1/4-20" ASTM F593 18-8 STAINLESS STEEL
THREAD-FORMING SCREWS FOR RAIL BRACKET AND CHANNEL ATTACHMENT
1/4-14" 410 STAINLESS STEEL SELF-DRILLING SCREW



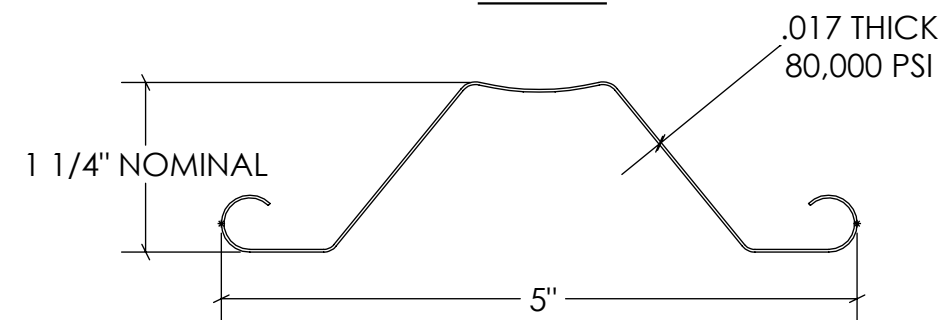
PICKET LAYOUT



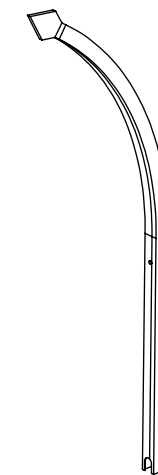
BARB ARM TOPPER OPTION



PICKET



R-TOP OPTION



NOTES:

- INSTALLATION TO BE COMPLETED IN ACCORDANCE WITH MANUFACTURER'S SPECIFICATIONS.
- DO NOT SCALE DRAWING.
- THIS DRAWING IS INTENDED FOR USE BY ARCHITECTS, ENGINEERS, CONTRACTORS, CONSULTANTS AND DESIGN PROFESSIONALS FOR PLANNING PURPOSES ONLY. THIS DRAWING MAY NOT BE USED FOR CONSTRUCTION.
- ALL INFORMATION CONTAINED HERE WAS CURRENT AT THE TIME OF DEVELOPMENT BUT MUST BE REVIEWED AND APPROVED BY THE PRODUCT MANUFACTURER TO BE CONSIDERED ACCURATE.

SUBMITTALS ARE NOT FOR CONSTRUCTION PROVIDE FIELD MEASUREMENT PRIOR TO FABRICATION		BASTEEL PERIMETER SYSTEMS™																										
Kynar 500® Top Coat Colors																												
Custom colors available. Please request color samples.																												
PROPRIETARY AND CONFIDENTIAL THE INFORMATION CONTAINED IN THIS DRAWING IS THE SOLE PROPERTY OF BASTEEL PERIMETER SYSTEMS. ANY REPRODUCTION IN PART OR AS A WHOLE WITHOUT THE WRITTEN PERMISSION OF BASTEEL PERIMETER SYSTEMS IS PROHIBITED.																												
<table border="1" style="width: 100%; font-size: x-small;"> <tr> <td>NAME</td> <td>DATE</td> <td colspan="2">CUSTOMER:</td> </tr> <tr> <td>REP</td> <td>3/22/2021</td> <td colspan="2">GENERIC SUBMITTAL</td> </tr> <tr> <td colspan="2">FINISH</td> <td colspan="2">TITLE:</td> </tr> <tr> <td colspan="2">COLOR</td> <td colspan="2">CITADEL SECURITY FENCE GENERIC SUBMITTAL</td> </tr> </table>		NAME	DATE	CUSTOMER:		REP	3/22/2021	GENERIC SUBMITTAL		FINISH		TITLE:		COLOR		CITADEL SECURITY FENCE GENERIC SUBMITTAL		<table border="1" style="width: 100%; font-size: x-small;"> <tr> <td>SIZE</td> <td>DWG.</td> <td>REV</td> </tr> <tr> <td>C</td> <td>C-SUBMITTAL</td> <td>1</td> </tr> <tr> <td colspan="3">WEIGHT:</td> </tr> </table>		SIZE	DWG.	REV	C	C-SUBMITTAL	1	WEIGHT:		
NAME	DATE	CUSTOMER:																										
REP	3/22/2021	GENERIC SUBMITTAL																										
FINISH		TITLE:																										
COLOR		CITADEL SECURITY FENCE GENERIC SUBMITTAL																										
SIZE	DWG.	REV																										
C	C-SUBMITTAL	1																										
WEIGHT:																												