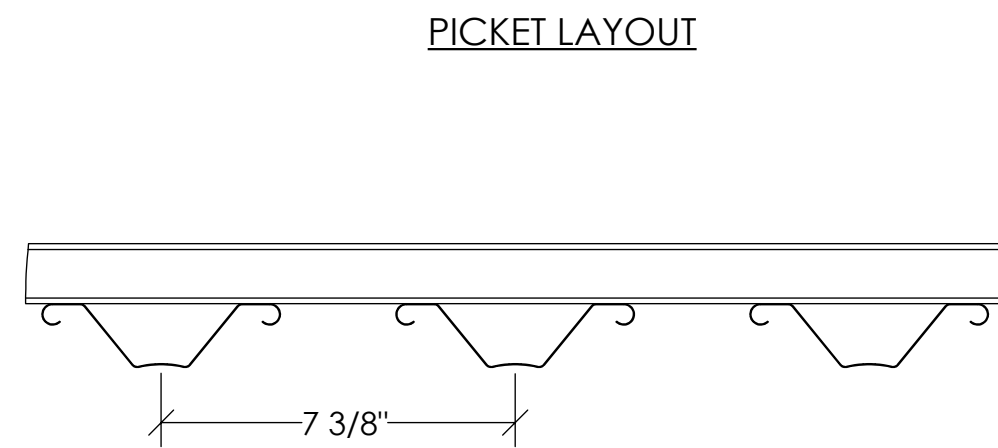
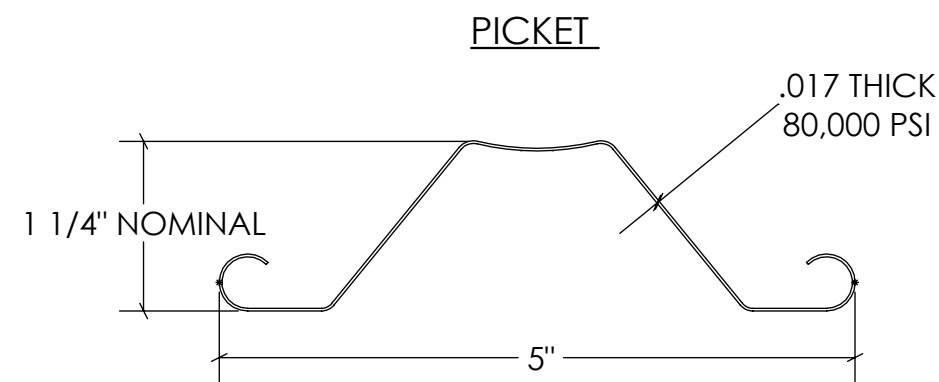

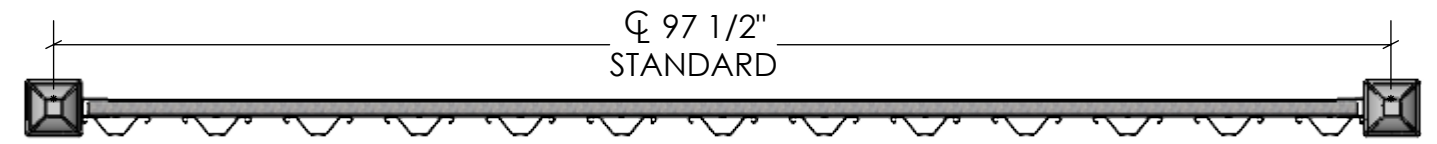


FENCE SPECIFICATION NOTES

- FENCE POSTS** - 4" SQUARE X 11 GA. (STANDARD, OTHER POSTS APPLICATION SPECIFIC).
 MINIMUM 50 KSI YIELD AND 55KSI TENSILE
 MINIMUM G90 GALVANIZED PER ASTM A787 AND A1057
- FENCE PICKETS** - 5" WIDE, LIQUID COLOR COATED (IN STANDARD COLORS) AND ROLL FORMED
 .017" THICK FULL-HARD 80 KSI STEEL
 MINIMUM G90 GALVANIZED PER ASTM A653
 2-COAT THERMO-CURED PAINT SYSTEM CONSISTING OF:
 PRIMER UNDERCOAT
 FLUOROPOLYMER TOP COAT CONTAINING MINIMUM 70 PERCENT POLYVINYLIDENE DIFLUORIDE BY WEIGHT.
 COMPLIES WITH THE PHYSICAL PROPERTIES AND COATING PERFORMANCE REQUIREMENTS OF AAMA 621
- C-CHANNEL RAILS**-
 ROLL FORMED 14 GAUGE GRADE 50 MINIMUM STEEL PER ASTM A653
 MINIMUM G90 GALVANIZED
- U-CHANNELS AND RAIL BRACKETS**-
 FORMED 14 GAUGE GRADE 50 MINIMUM STEEL PER ASTM A653
 MINIMUM G90 GALVANIZED
- HARDWARE** -
 PICKET FASTENERS PER ANSI B1.13M
 SERIES 302 STAINLESS STEEL 6-LOBE PIN-IN SECURITY TRUSS HEAD
 PULL-OUT STRENGTH 5500 NEWTONS
 CARRIAGE BOLTS AND NUTS FOR RAIL ATTACHMENT
 1/4-20" ASTM F593 18-8 STAINLESS STEEL
 THREAD-FORMING SCREWS FOR RAIL BRACKET AND CHANNEL ATTACHMENT
 1/4-14" 410 STAINLESS STEEL SELF-DRILLING SCREW



NOTES:

- INSTALLATION TO BE COMPLETED IN ACCORDANCE WITH MANUFACTURER'S SPECIFICATIONS.
- DO NOT SCALE DRAWING.
- THIS DRAWING IS INTENDED FOR USE BY ARCHITECTS, ENGINEERS, CONTRACTORS, CONSULTANTS AND DESIGN PROFESSIONALS FOR PLANNING PURPOSES ONLY. THIS DRAWING MAY NOT BE USED FOR CONSTRUCTION.
- ALL INFORMATION CONTAINED HERE WAS CURRENT AT THE TIME OF DEVELOPMENT BUT MUST BE REVIEWED AND APPROVED BY THE PRODUCT MANUFACTURER TO BE CONSIDERED ACCURATE.

**SUBMITTALS ARE NOT FOR CONSTRUCTION
 PROVIDE FIELD MEASUREMENT PRIOR TO FABRICATION**

Kynar 500® Top Coat Colors



Custom colors available. Please request color samples.



BASTEEL
 PERIMETER SYSTEMS™

NAME	DATE	CUSTOMER:
DRAWN BY	REP	3/22/2021
FINISH		TITLE:
POWDER COAT		CHESAPEAKE FENCE GENERIC SUBMITTAL
COLOR		
<small>PROPRIETARY AND CONFIDENTIAL</small> <small>THE INFORMATION CONTAINED IN THIS DRAWING IS THE SOLE PROPERTY OF BASTEEL PERIMETER SYSTEMS. ANY REPRODUCTION IN PART OR AS A WHOLE WITHOUT THE WRITTEN PERMISSION OF BASTEEL PERIMETER SYSTEMS IS PROHIBITED.</small>		SIZE C
DWG. C-SUBMITTAL		REV 1
WEIGHT:		